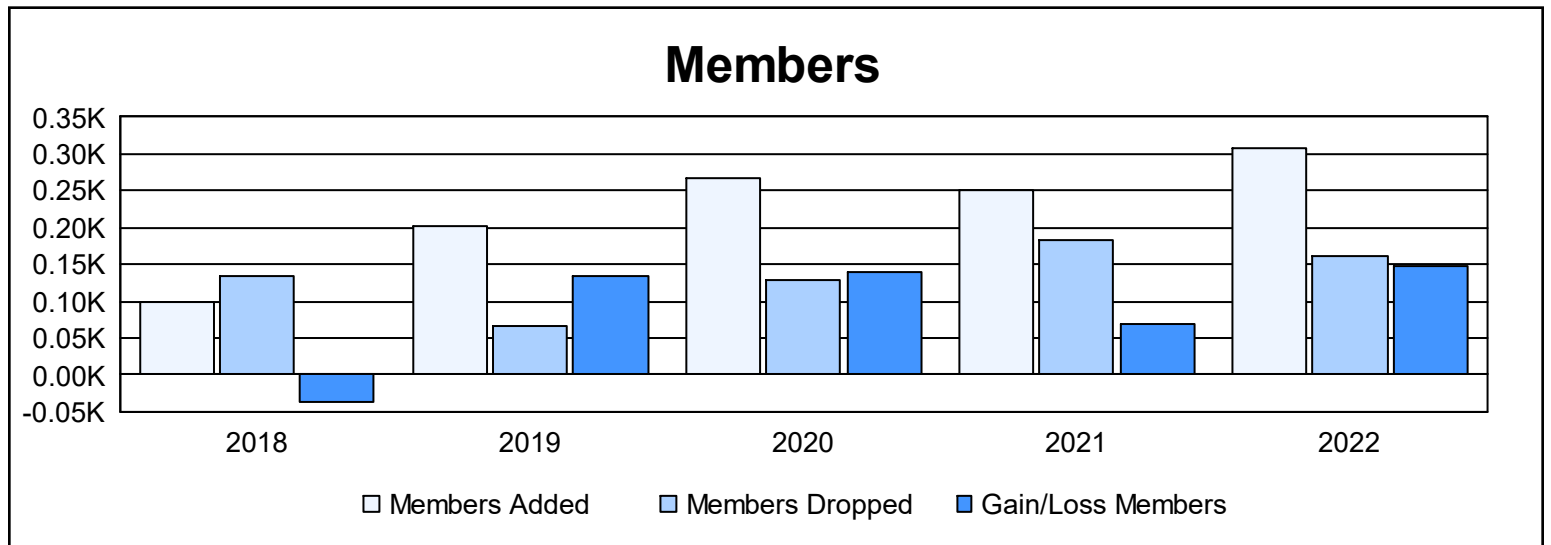
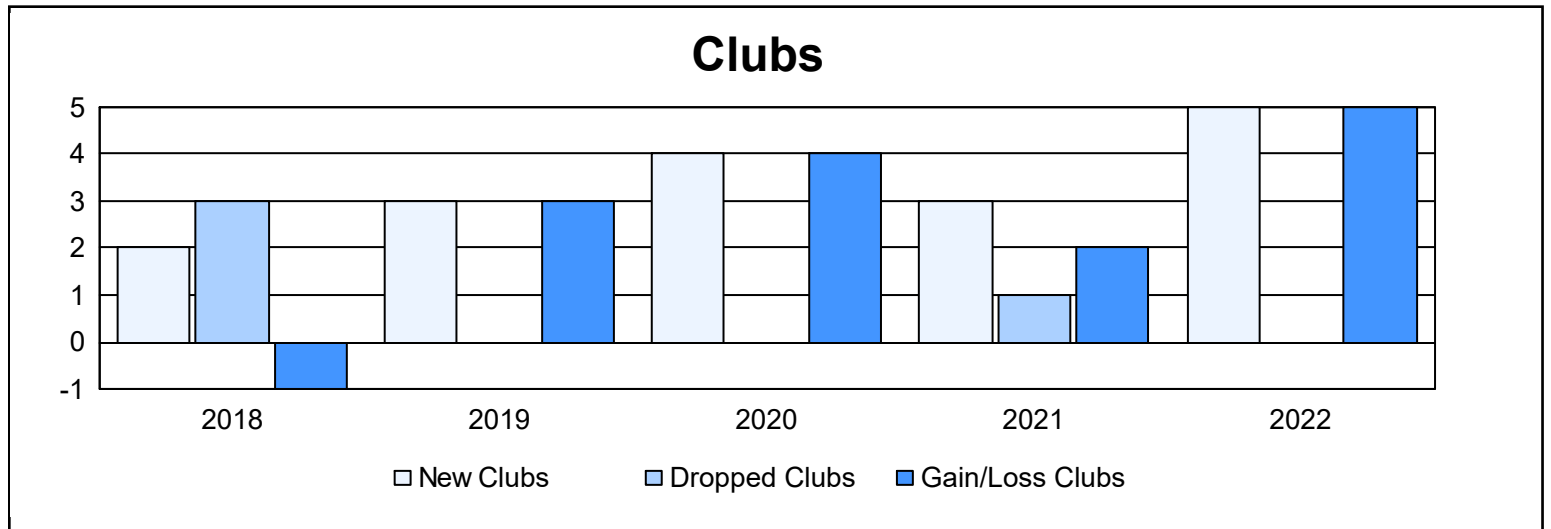
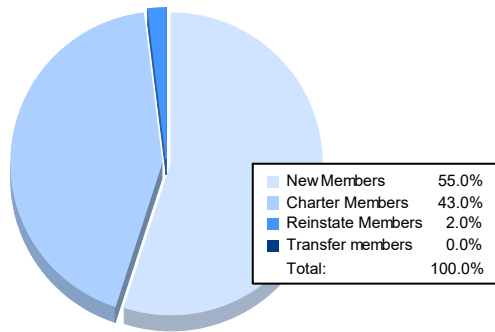


| Year | New Clubs | Dropped Clubs | Gain/ Loss Clubs | New Members | Charter Members | Reinstate Members | Transfer Members | Total Member Added | Total Members Dropped | Gain/ Loss Members |
|----------------|-----------|---------------|------------------|-------------|-----------------|-------------------|------------------|--------------------|-----------------------|--------------------|
| 2017-2018 | 2 | 3 | -1 | 48 | 46 | 4 | 0 | 98 | 134 | -36 |
| 2018-2019 | 3 | 0 | 3 | 79 | 100 | 19 | 3 | 201 | 66 | 135 |
| 2019-2020 | 4 | 0 | 4 | 113 | 119 | 29 | 7 | 268 | 129 | 139 |
| 2020-2021 | 3 | 1 | 2 | 166 | 82 | 3 | 0 | 251 | 183 | 68 |
| 2021-2022 | 5 | 0 | 5 | 169 | 132 | 6 | 0 | 307 | 160 | 147 |
| Average | 3 | 1 | 3 | 115 | 96 | 12 | 2 | 225 | 134 | 91 |



Membership Composition June 2022 Cumulative



Gender Composition June 2022 Cumulative

